

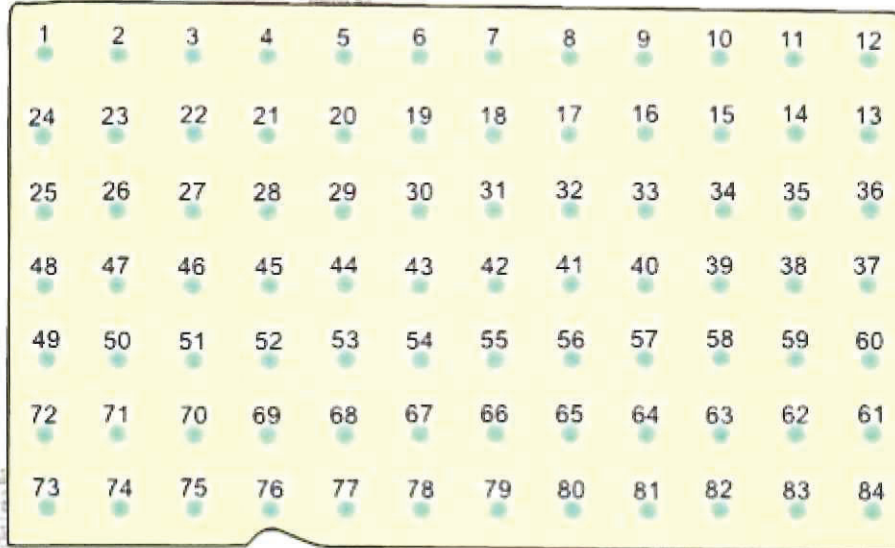


### Current Map

**CARPENTER FARMS LLC**

**Farm:** CARPENTER FARMS L **Acres:** 214.96

**Field:** CRCT214



**Location:**

**County:** Sangamon, IL  
**Twp Rng Sec:** T16N R2W S6

**Summary Statistics**

**Layer Name:** 23 Sites  
**Count:** 84

**SampleID**



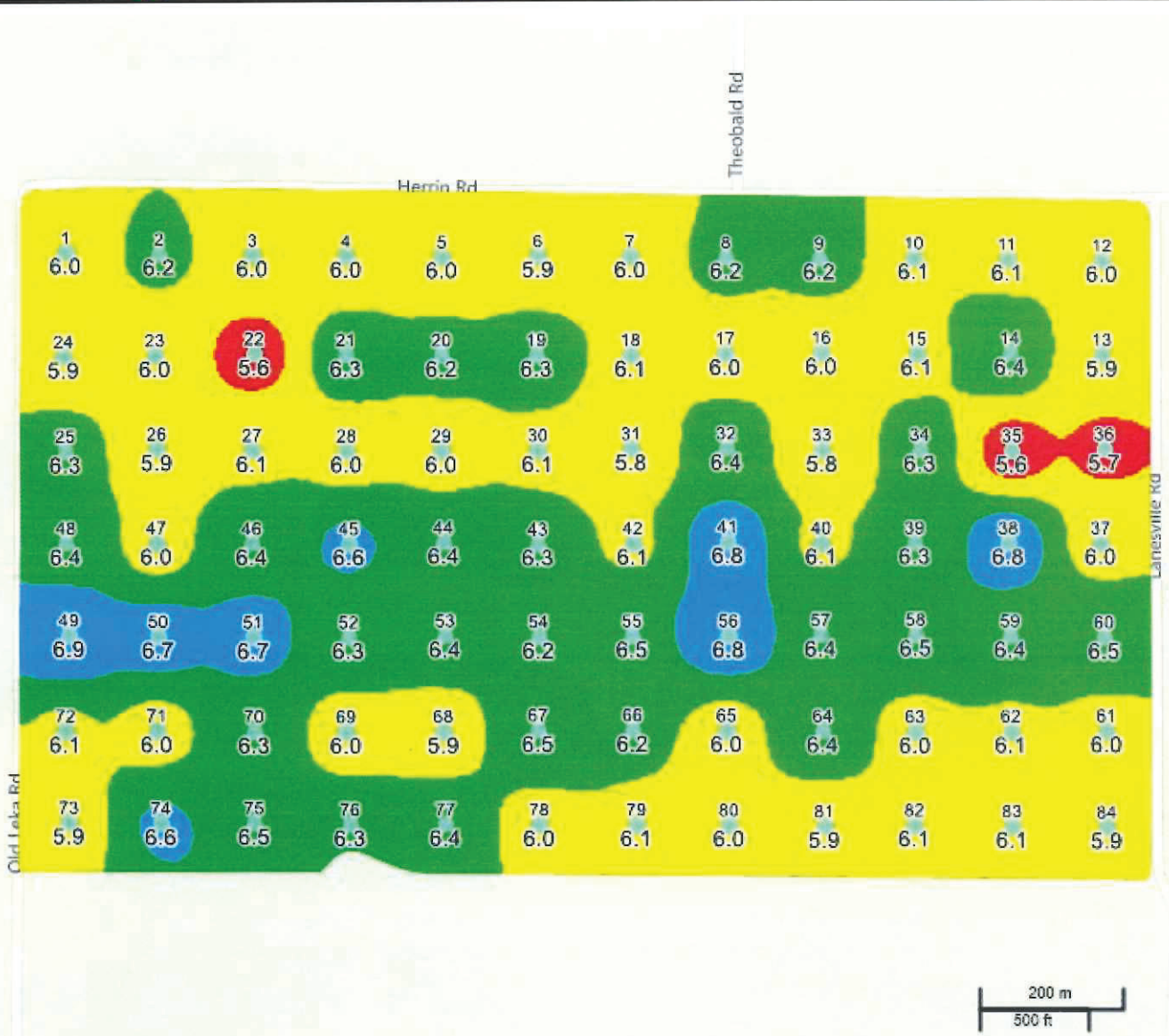
## Soil Test Map Report - pH

**CARPENTER FARMS LLC** Area: 214.96

Farm: CARPENTER FARMS LLC Sample Date Jun 02, 2023

Field CRCT214

Lab Name ISTC



**Location:**

County: Sangamon, IL

Township: Lanesville

Twp Rng Sec: T16N R2W S6

**Summary Statistics**

Layer Name 23 Sites

Sample Count 84

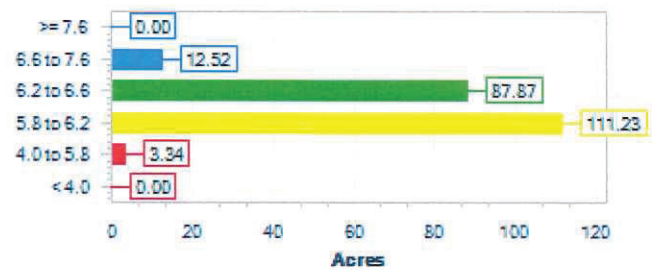
Minimum 5.6

Maximum 6.9

Average Rate 6.18

Weighted Average: 6.18

**pH none**





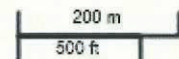
## Soil Test Map Report - P1

**CARPENTER FARMS LLC** Area: 214.96

Farm: CARPENTER FARMS LLC Sample Date Jun 02, 2023

Field CRCT214

Lab Name ISTC



**Location:**

County: Sangamon, IL

Township: Lanesville

Twp Rng Sec: T16N R2W S6

**Summary Statistics**

Layer Name 23 Sites

Sample Count 84

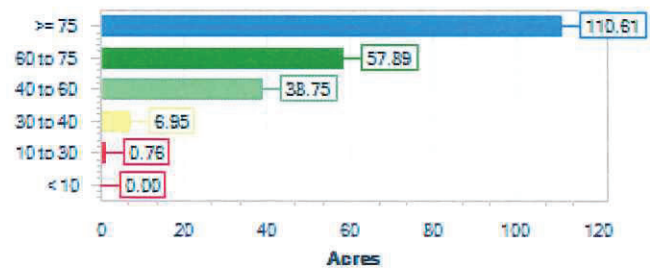
Minimum 25

Maximum 406

Average Rate 84.63

Weighted Average: 84.77

**P1 lbs per acre (st)**





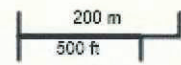
# Soil Test Map Report - K

**CARPENTER FARMS LLC** Area: 214.96

**Farm:** CARPENTER FARMS LLC **Sample Date** Jun 02, 2023

**Field** CRCT214

**Lab Name** ISTC



**Location:**

County: Sangamon, IL

Township: Lanesville

Twp Rng Sec: T16N R2W S6

**Summary Statistics**

Layer Name 23 Sites

Sample Count 84

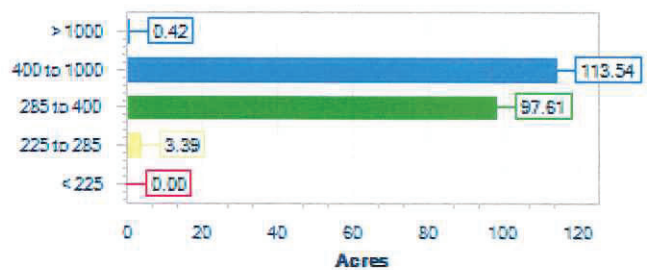
Minimum 248

Maximum 1,045

Average Rate 432.36

Weighted Average: 432.67

**K lbs per acre (st)**



**INGRAM'S SOIL TESTING CENTER**

Box 553  
 924 W. Monroe  
 Sullivan, IL 61951  
 Ph: 217-728-7413  
 Fax: 217-728-2543

13343 Fitschen Road  
 Athens, IL 62613  
 Ph: 217-636-7500  
 Fax: 217-636-7548  
 Email: istc1@ingramsoil.com

Send To:  
 U.S. BANK  
 205 SO. 5TH STREET  
 SPRINGFIELD, IL 62701



Report Date:  
 06/21/2023  
 Report Number:  
 2302474  
 Operator:  
 CARPENTER FARMS LLC


Farm:  
 CARPENTER FARMS LLC  
 Field:  
 CRCT214  
 Acres:  
 0.00

**SOIL ANALYSIS REPORT**

Sample Number	Lab Number	Organic Matter % ENR (ppm)	Extraction Method: M3				pH		Cation Exchange Capacity	Percent Base Saturation (computed)		
			Phosphorus P (lbs)	Potassium K (lbs)	Magnesium Mg (lbs)	Calcium Ca (lbs)	Soil pH	Buffer pH		% K	%Mg	% Ca
1	23061450	3.3	52	319	466	5072	6.0		17.1	2.4	11.3	74.0
2	23061451	3.2	45	460	518	5015	6.2		16.0	3.7	13.5	78.4
3	23061452	3.1	96	329	955	6760	6.0		22.7	1.9	17.5	74.4
4	23061453	3.2	91	276	1088	7090	6.0		24.7	1.4	18.3	71.7
5	23061454	3.4	86	421	1080	8005	6.0		27.2	2.0	16.6	73.7
6	23061455	3.2	54	431	544	5133	5.9		18.5	3.0	12.3	69.5
7	23061456	3.0	30	313	521	4975	6.0		16.4	2.4	13.2	75.8
8	23061457	3.2	60	353	536	5303	6.2		16.6	2.7	13.4	79.7
9	23061458	3.1	98	388	1007	7658	6.2		24.8	2.0	16.9	77.1
10	23061459	3.0	64	303	1071	7353	6.1		23.9	1.6	18.6	76.8

Field Average:      3.1                      77              420              846              7028      6.2

Sample Number	Extraction Method: M3							Average Fertility Level					
	Sulfur (ppm)	Boron (ppm)	Zinc (ppm)	Mn (ppm)	Iron (ppm)	Cu (ppm)	Na (ppm)	Element	Very Low	Low	Medium	High	Very High
1	5.3	0.2	1.8	64.9	141.8	1.6	15.7	Organic Matter					
2	6.9	0.2	1.3	94.8	154.3	1.6	15.9	Phosphorus					77
3	5.1	0.2	1.7	35.0	166.6	2.7	20.7	Potassium					420
4	5.3	0.2	1.2	20.7	184.6	2.7	18.4	Magnesium					
5	4.7	0.3	1.4	26.4	176.6	2.6	18.5	Calcium					
6	5.6	0.2	1.3	82.4	173.5	1.7	12.6	ENR					
7	4.4	0.2	1.0	113.2	161.1	1.6	13.8	pH			6.2		
8	4.5	0.3	1.5	70.3	177.7	1.8	15.7						
9	4.7	0.2	1.7	32.7	185.7	2.8	15.6						
10	5.1	0.2	1.1	20.3	148.7	2.5	13.9						



**INGRAM'S SOIL TESTING CENTER**

Box 553  
 924 W. Monroe  
 Sullivan, IL 61951  
 Ph: 217-728-7413  
 Fax: 217-728-2543

13343 Fitschen Road  
 Athens, IL 62613  
 Ph: 217-636-7500  
 Fax: 217-636-7548  
 Email: istc1@ingramsoil.com

Send To:  
 U.S. BANK  
 205 SO. 5TH STREET  
 SPRINGFIELD, IL 62701



Report Date:  
 06/21/2023  
 Report Number:  
 2302474  
 Operator:  
 CARPENTER FARMS LLC

Farm:  
 CARPENTER FARMS LLC  
 Field:  
 CRCT214  
 Acres:  
 0.00

**SOIL ANALYSIS REPORT**

Sample Number	Lab Number	Organic Matter % ENR (ppm)	Extraction Method: M3				pH		Cation Exchange Capacity	Percent Base Saturation (computed)		
			Phosphorus P (lbs)	Potassium K (lbs)	Magnesium Mg (lbs)	Calcium Ca (lbs)	Soil pH	Buffer pH		% K	%Mg	% Ca
11	23061460	3.1	54	309	1273	7862	6.1		26.1	1.5	20.4	75.4
12	23061461	3.2	36	298	1154	8417	6.0		28.3	1.3	17.0	74.3
13	23061462	3.1	72	334	1198	7832	5.9		27.1	1.6	18.4	72.2
14	23061463	3.5	56	319	1182	8586	6.4		27.3	1.5	18.0	78.6
15	23061464	3.3	76	248	1205	7650	6.1		25.9	1.2	19.4	73.9
16	23061465	3.2	64	267	1206	7334	6.0		25.8	1.3	19.5	71.1
17	23061466	3.3	71	420	648	5701	6.0		19.6	2.7	13.8	72.8
18	23061467	2.9	51	406	645	5135	6.1		16.7	3.1	16.0	76.7
19	23061468	3.2	61	394	643	5841	6.3		18.8	2.7	14.3	77.7
20	23061469	3.1	113	327	1205	8111	6.2		26.7	1.6	18.8	75.9

Field Average:      3.1                      77                      420                      846                      7028                      6.2

Sample Number	Extraction Method: M3							Average Fertility Level					
	Sulfur (ppm)	Boron (ppm)	Zinc (ppm)	Mn (ppm)	Iron (ppm)	Cu (ppm)	Na (ppm)	Element	Very Low	Low	Medium	High	Very High
11	5.0	0.3	1.1	25.1	142.6	2.7	15.1	Organic Matter					
12	4.2	0.4	0.9	23.1	132.6	2.4	12.0	Phosphorus					77
13	5.0	0.2	1.4	23.8	178.2	2.6	14.7	Potassium					420
14	5.3	0.3	1.4	25.1	174.3	2.4	15.5	Magnesium					
15	5.8	0.2	1.3	22.8	192.8	3.0	17.0	Calcium					
16	5.1	0.2	1.1	25.4	135.2	2.7	14.4	ENR					
17	5.7	0.1	1.8	68.7	175.9	1.9	14.2	pH			6.2		
18	5.1	0.2	1.2	79.2	200.4	1.7	14.3						
19	5.7	0.2	1.5	72.6	153.5	1.7	21.2						
20	5.7	0.3	1.7	26.3	167.4	2.8	18.1						



**INGRAM'S SOIL TESTING CENTER**

Box 553  
 924 W. Monroe  
 Sullivan, IL 61951  
 Ph: 217-728-7413  
 Fax: 217-728-2543

13343 Fitschen Road  
 Athens, IL 62613  
 Ph: 217-636-7500  
 Fax: 217-636-7548  
 Email: [istc1@ingramsoil.com](mailto:istc1@ingramsoil.com)

Send To:  
 U.S. BANK  
 205 SO. 5TH STREET  
 SPRINGFIELD, IL 62701



Report Date:  
 06/22/2023  
 Report Number:  
 2302474  
 Operator:  
 CARPENTER FARMS LLC

Farm:  
 CARPENTER FARMS LLC  
 Field:  
 CRCT214  
 Acres:  
 0.00

**SOIL ANALYSIS REPORT**

Sample Number	Lab Number	Organic Matter % ENR (ppm)	Extraction Method: M3				pH		Cation Exchange Capacity	Percent Base Saturation (computed)		
			Phosphorus P (lbs)	Potassium K (lbs)	Magnesium Mg (lbs)	Calcium Ca (lbs)	Soil pH	Buffer pH		% K	%Mg	% Ca
21	23061470	3.0	87	417	956	7510	6.3		24.3	2.2	16.4	77.3
22	23061471	3.2	69	306	1134	7175	5.6		28.0	1.4	16.9	64.2
23	23061472	3.3	111	342	921	6139	6.0		21.7	2.0	17.7	70.7
24	23061473	3.0	45	399	579	5586	5.9		19.0	2.7	12.7	73.5
25	23061474	3.1	167	449	757	7391	6.3		23.2	2.5	13.6	79.6
26	23061475	3.3	99	383	1090	7540	5.9		26.7	1.8	17.0	70.7
27	23061476	3.2	82	467	1097	6931	6.1		23.9	2.5	19.1	72.5
28	23061477	3.1	166	427	1088	7723	6.0		25.8	2.1	17.6	74.9
29	23061478	3.4	137	436	1225	7514	6.0		26.5	2.1	19.2	70.8
30	23061479	3.5	79	417	692	6072	6.1		20.7	2.6	13.9	73.3

Field Average:      3.1                      77                      420                      846                      7028                      6.2

Sample Number	Extraction Method: M3							Average Fertility Level					
	Sulfur (ppm)	Boron (ppm)	Zinc (ppm)	Mn (ppm)	Iron (ppm)	Cu (ppm)	Na (ppm)	Element	Very Low	Low	Medium	High	Very High
21	5.8	0.3	1.7	56.1	177.2	2.6	32.6	Organic Matter					
22	5.7	0.2	1.4	27.9	223.4	3.2	19.0	Phosphorus					77
23	6.8	0.2	2.1	37.6	298.6	3.3	14.6	Potassium					420
24	6.2	0.2	1.5	88.1	161.9	1.7	23.7	Magnesium					
25	5.2	0.3	3.1	41.5	221.3	2.6	21.3	Calcium					
26	6.1	0.2	1.6	27.1	233.1	2.9	18.4	ENR					
27	6.6	0.2	2.3	35.0	296.0	3.2	16.6	pH			6.2		
28	6.3	0.2	1.9	20.9	238.7	2.9	20.2						
29	5.2	0.2	1.8	29.2	202.2	2.9	16.2						
30	6.5	0.2	1.2	48.8	171.6	1.7	21.2						



**INGRAM'S SOIL TESTING CENTER**

Box 553  
 924 W. Monroe  
 Sullivan, IL 61951  
 Ph: 217-728-7413  
 Fax: 217-728-2543

13343 Fitschen Road  
 Athens, IL 62613  
 Ph: 217-636-7500  
 Fax: 217-636-7548  
 Email: istc1@ingramsoil.com

Send To:  
 U.S. BANK  
 205 SO. 5TH STREET  
 SPRINGFIELD, IL 62701



Report Date:  
 06/22/2023  
 Report Number:  
 2302474  
 Operator:  
 CARPENTER FARMS LLC


Farm:  
 CARPENTER FARMS LLC  
 Field:  
 CRCT214  
 Acres:  
 0.00

**SOIL ANALYSIS REPORT**

Sample Number	Lab Number	Organic Matter ENR (ppm)	Extraction Method: M3				pH		Cation Exchange Capacity	Percent Base Saturation (computed)		
			Phosphorus P (lbs)	Potassium K (lbs)	Magnesium Mg (lbs)	Calcium Ca (lbs)	Soil pH	Buffer pH		% K	%Mg	% Ca
31	23061480	3.3	95	394	727	7732	5.8		26.4	1.9	11.5	73.3
32	23061481	3.5	112	464	985	7591	6.4		24.2	2.5	17.0	78.5
33	23061482	3.4	97	330	956	7166	5.8		25.8	1.6	15.4	69.4
34	23061483	3.0	46	446	776	7927	6.3		24.6	2.3	13.1	80.5
35	23061484	3.1	82	379	815	6974	5.6		25.5	1.9	13.3	68.3
36	23061485	3.2	88	366	927	7661	5.7		27.7	1.7	14.0	69.2
37	23061486	2.9	60	313	669	6610	6.0		21.1	1.9	13.2	78.3
38	23061487	3.1	64	460	691	6459	6.8		20.1	2.9	14.3	80.3
39	23061488	3.4	81	434	948	8350	6.3		26.4	2.1	15.0	79.1
40	23061489	3.5	83	386	972	9244	6.1		29.8	1.7	13.6	77.7

Field Average:            3.1                            77                            420                            846                            7028                            6.2

Sample Number	Extraction Method: M3							Average Fertility Level					
	Sulfur (ppm)	Boron (ppm)	Zinc (ppm)	Mn (ppm)	Iron (ppm)	Cu (ppm)	Na (ppm)	Element	Very Low	Low	Medium	High	Very High
31	5.2	0.2	1.4	44.2	164.2	2.1	20.9	Organic Matter					
32	7.1	0.2	1.9	23.0	232.0	2.6	23.7	Phosphorus					77
33	6.7	0.2	1.4	24.8	214.9	2.2	21.2	Potassium					420
34	5.3	0.3	0.9	78.4	115.3	1.7	15.6	Magnesium					
35	7.1	0.1	1.2	41.6	215.7	2.0	18.2	Calcium					
36	6.4	0.2	1.3	32.5	268.8	2.6	17.4	ENR					
37	7.7	0.2	1.1	62.3	181.1	1.8	21.6	pH			6.2		
38	5.9	0.2	1.0	61.8	161.3	1.8	18.0						
39	5.8	0.2	1.5	32.1	198.4	2.4	25.4						
40	4.9	0.3	1.4	25.4	169.8	2.2	21.3						





**INGRAM'S SOIL TESTING CENTER**

Box 553  
 924 W. Monroe  
 Sullivan, IL 61951  
 Ph: 217-728-7413  
 Fax: 217-728-2543

13343 Fitschen Road  
 Athens, IL 62613  
 Ph: 217-636-7500  
 Fax: 217-636-7548  
 Email: istc1@ingramsoil.com

Send To:  
 U.S. BANK  
 205 SO. 5TH STREET  
 SPRINGFIELD, IL 62701



Report Date:  
 06/22/2023  
 Report Number:  
 2302474  
 Operator:  
 CARPENTER FARMS LLC


Farm:  
 CARPENTER FARMS LLC  
 Field:  
 CRCT214  
 Acres:  
 0.00

**SOIL ANALYSIS REPORT**

Sample Number	Lab Number	Organic Matter % ENR (ppm)	Extraction Method: M3				pH		Cation Exchange Capacity	Percent Base Saturation (computed)		
			Phosphorus P (lbs)	Potassium K (lbs)	Magnesium Mg (lbs)	Calcium Ca (lbs)	Soil pH	Buffer pH		% K	%Mg	% Ca
41	23061490	3.4	113	367	1582	8855	6.8		29.7	1.6	22.2	74.5
42	23061491	3.0	104	376	1263	8178	6.1		26.9	1.8	19.6	76.0
43	23061492	3.1	96	529	887	7964	6.3		25.3	2.7	14.6	78.7
44	23061493	3.0	102	682	622	7112	6.4		21.7	4.0	11.9	81.8
45	23061494	3.2	152	753	461	6603	6.6		19.9	4.9	9.7	83.0
46	23061495	3.0	406	1045	460	5487	6.4		17.5	7.7	11.0	78.5
47	23061496	3.1	210	694	676	8019	6.0		25.2	3.5	11.2	79.7
48	23061497	2.8	94	411	529	6331	6.4		19.1	2.8	11.6	83.0
49	23061498	3.2	72	391	473	6438	6.9		19.1	2.6	10.3	84.4
50	23061499	2.8	80	752	594	6564	6.7		20.4	4.7	12.2	80.6

Field Average:      3.1                      77              420              846              7028      6.2

Sample Number	Extraction Method: M3							Average Fertility Level					
	Sulfur (ppm)	Boron (ppm)	Zinc (ppm)	Mn (ppm)	Iron (ppm)	Cu (ppm)	Na (ppm)	Element	Very Low	Low	Medium	High	Very High
41	5.2	0.3	1.7	28.3	150.7	3.0	21.6	Organic Matter					
42	5.6	0.3	2.0	37.7	159.6	3.1	17.5	Phosphorus					77
43	5.4	0.2	1.7	35.0	197.5	2.6	19.4	Potassium					420
44	5.7	0.2	1.5	79.9	161.5	1.8	17.7	Magnesium					
45	5.7	0.2	2.5	69.7	241.0	2.0	15.4	Calcium					
46	5.3	0.2	6.3	63.8	318.7	2.3	18.2	ENR					
47	5.5	0.3	4.4	50.8	209.7	2.3	17.2	pH			6.2		
48	5.7	0.2	2.0	72.6	180.4	1.8	16.8						
49	4.3	0.2	2.4	122.6	172.0	1.9	16.3						
50	4.1	0.4	4.1	128.5	192.2	2.2	17.0						



**INGRAM'S SOIL TESTING CENTER**

Box 553  
 924 W. Monroe  
 Sullivan, IL 61951  
 Ph: 217-728-7413  
 Fax: 217-728-2543

13343 Fitschen Road  
 Athens, IL 62613  
 Ph: 217-636-7500  
 Fax: 217-636-7548  
 Email: istc1@ingramsoil.com

Send To:  
 U.S. BANK  
 205 SO. 5TH STREET  
 SPRINGFIELD, IL 62701



Report Date:  
 06/22/2023  
 Report Number:  
 2302474  
 Operator:  
 CARPENTER FARMS LLC


Farm:  
 CARPENTER FARMS LLC  
 Field:  
 CRCT214  
 Acres:  
 0.00

**SOIL ANALYSIS REPORT**

Sample Number	Lab Number	Organic Matter % ENR (ppm)	Extraction Method: M3				pH		Cation Exchange Capacity	Percent Base Saturation (computed)		
			Phosphorus P (lbs)	Potassium K (lbs)	Magnesium Mg (lbs)	Calcium Ca (lbs)	Soil pH	Buffer pH		% K	%Mg	% Ca
51	23061500	2.9	64	604	660	5288	6.7		17.2	4.5	16.0	76.7
52	23061501	3.2	294	767	673	5826	6.3		19.4	5.1	14.5	75.3
53	23061502	3.1	123	627	549	6102	6.4		18.8	4.3	12.1	80.9
54	23061503	3.0	79	428	943	7998	6.2		25.5	2.2	15.4	78.5
55	23061504	3.2	90	377	1319	9410	6.5		30.0	1.6	18.3	78.4
56	23061505	3.1	48	428	959	8476	6.8		26.2	2.1	15.2	80.8
57	23061506	3.2	51	335	1049	8566	6.4		26.7	1.6	16.4	80.2
58	23061507	3.1	61	356	1136	9294	6.5		28.9	1.6	16.4	80.3
59	23061508	3.0	58	365	1100	9599	6.4		29.5	1.6	15.5	81.2
60	23061509	2.9	61	414	787	7336	6.5		22.6	2.3	14.5	81.0

Field Average:      3.1                      77              420              846              7028      6.2

Sample Number	Extraction Method: M3							Average Fertility Level					
	Sulfur (ppm)	Boron (ppm)	Zinc (ppm)	Mn (ppm)	Iron (ppm)	Cu (ppm)	Na (ppm)	Element	Very Low	Low	Medium	High	Very High
51	5.8	0.3	8.1	92.5	211.0	3.0	25.0	Organic Matter					
52	4.2	0.3	11.6	121.4	581.4	2.7	22.8	Phosphorus					77
53	4.9	0.2	2.7	82.2	238.0	2.2	19.9	Potassium					420
54	5.1	0.3	1.9	63.4	177.4	2.8	18.5	Magnesium					
55	4.5	0.5	2.5	70.3	164.2	3.6	21.6	Calcium					
56	5.5	0.4	1.1	40.5	147.2	2.3	20.6	ENR					
57	5.2	0.2	1.3	24.0	188.4	2.3	22.4	pH			6.2		
58	5.1	0.2	1.4	30.8	181.9	2.9	26.0						
59	4.7	0.3	1.3	30.3	170.8	2.9	22.9						
60	5.3	0.2	1.0	38.3	158.5	2.0	23.0						



**INGRAM'S SOIL TESTING CENTER**

Box 553  
 924 W. Monroe  
 Sullivan, IL 61951  
 Ph: 217-728-7413  
 Fax: 217-728-2543

13343 Fitschen Road  
 Athens, IL 62613  
 Ph: 217-636-7500  
 Fax: 217-636-7548  
 Email: istc1@ingramsoil.com

Send To:  
 U.S. BANK  
 205 SO. 5TH STREET  
 SPRINGFIELD, IL 62701



Report Date:  
 06/22/2023  
 Report Number:  
 2302474  
 Operator:  
 CARPENTER FARMS LLC


Farm:  
 CARPENTER FARMS LLC  
 Field:  
 CRCT214  
 Acres:  
 0.00

**SOIL ANALYSIS REPORT**

Sample Number	Lab Number	Organic Matter % ENR (ppm)	Extraction Method: M3				pH		Cation Exchange Capacity	Percent Base Saturation (computed)		
			Phosphorus P (lbs)	Potassium K (lbs)	Magnesium Mg (lbs)	Calcium Ca (lbs)	Soil pH	Buffer pH		% K	%Mg	% Ca
61	23061510	3.4	84	438	1169	9251	6.0		30.7	1.8	15.9	75.4
62	23061511	3.0	72	369	1139	9090	6.1		28.6	1.7	16.6	79.3
63	23061512	3.2	71	460	1069	8697	6.0		28.9	2.0	15.4	75.3
64	23061513	3.1	77	439	1061	8667	6.4		27.1	2.1	16.3	79.8
65	23061514	3.0	67	470	872	6688	6.0		22.4	2.7	16.3	74.8
66	23061515	2.9	60	474	687	6216	6.2		20.0	3.0	14.3	77.7
67	23061516	2.7	40	337	927	6562	6.5		21.2	2.0	18.2	77.4
68	23061517	3.0	40	471	566	5590	5.9		19.0	3.2	12.4	73.4
69	23061518	3.1	110	527	427	5297	6.0		17.1	4.0	10.4	77.5
70	23061519	3.2	100	461	375	5040	6.3		15.8	3.8	9.9	80.0

Field Average:            3.1                            77            420            846            7028            6.2

Sample Number	Extraction Method: M3							Average Fertility Level					
	Sulfur (ppm)	Boron (ppm)	Zinc (ppm)	Mn (ppm)	Iron (ppm)	Cu (ppm)	Na (ppm)	Element	Very Low	Low	Medium	High	Very High
61	5.4	0.2	1.6	24.8	185.0	3.0	20.5	Organic Matter					
62	4.5	0.2	1.5	23.5	182.6	3.0	19.4	Phosphorus					77
63	4.1	0.3	1.7	23.4	163.5	2.6	23.1	Potassium					420
64	4.9	0.2	1.6	29.3	164.4	2.9	22.5	Magnesium					
65	6.3	0.2	1.5	41.5	199.1	2.7	16.4	Calcium					
66	5.9	0.2	1.6	101.9	141.4	1.9	14.3	ENR					
67	5.6	0.3	1.4	101.8	132.4	2.5	16.1	pH			6.2		
68	5.2	0.1	1.5	156.8	177.2	2.0	17.1						
69	5.2	0.2	4.0	110.0	277.8	2.0	13.0						
70	5.2	0.1	2.7	89.3	232.2	1.7	18.4						



**INGRAM'S SOIL TESTING CENTER**

Box 553  
 924 W. Monroe  
 Sullivan, IL 61951  
 Ph: 217-728-7413  
 Fax: 217-728-2543

13343 Fitschen Road  
 Athens, IL 62613  
 Ph: 217-636-7500  
 Fax: 217-636-7548  
 Email: [istc1@ingramsoil.com](mailto:istc1@ingramsoil.com)

Send To:  
 U.S. BANK  
 205 SO. 5TH STREET  
 SPRINGFIELD, IL 62701



Report Date:  
 06/22/2023  
 Report Number:  
 2302474  
 Operator:  
 CARPENTER FARMS LLC

Farm:  
 CARPENTER FARMS LLC  
 Field:  
 CRCT214  
 Acres:  
 0.00

**SOIL ANALYSIS REPORT**

Sample Number	Lab Number	Organic Matter % ENR (ppm)	Extraction Method: M3				pH		Cation Exchange Capacity	Percent Base Saturation (computed)		
			Phosphorus P (lbs)	Potassium K (lbs)	Magnesium Mg (lbs)	Calcium Ca (lbs)	Soil pH	Buffer pH		% K	%Mg	% Ca
71	23061520	3.0	65	689	485	5427	6.0		17.9	4.9	11.3	75.9
72	23061521	3.2	49	439	490	5443	6.1		17.6	3.2	11.6	77.3
73	23061522	3.0	51	473	423	5054	5.9		17.1	3.5	10.3	73.9
74	23061523	2.8	29	524	518	5868	6.6		18.0	3.7	12.0	81.5
75	23061524	2.7	45	588	446	4646	6.5		14.7	5.1	12.6	78.9
76	23061525	2.5	25	620	861	6217	6.3		20.9	3.8	17.1	74.3
77	23061526	3.1	39	386	654	5954	6.4		18.6	2.7	14.7	80.0
78	23061527	3.2	69	420	704	6632	6.0		22.2	2.4	13.2	74.9
79	23061528	3.3	90	380	848	7097	6.1		23.2	2.1	15.3	76.6
80	23061529	3.1	94	384	959	7242	6.0		24.0	2.0	16.7	75.5

Field Average:            3.1                            77            420            846            7028            6.2

Sample Number	Extraction Method: M3							Average Fertility Level					
	Sulfur (ppm)	Boron (ppm)	Zinc (ppm)	Mn (ppm)	Iron (ppm)	Cu (ppm)	Na (ppm)	Element	Very Low	Low	Medium	High	Very High
71	5.9	0.2	2.4	66.1	181.0	1.8	13.9	Organic Matter					
72	5.7	0.2	2.0	84.9	174.9	1.8	17.7	Phosphorus					77
73	6.9	0.2	2.0	100.4	187.8	2.0	16.0	Potassium					420
74	4.7	0.2	1.7	142.1	145.7	2.1	13.1	Magnesium					
75	5.5	0.2	2.2	123.4	179.6	1.9	17.4	Calcium					
76	4.6	0.3	1.0	102.6	128.0	2.0	17.1	ENR					
77	5.7	0.2	1.3	89.6	135.7	1.8	14.4	pH			6.2		
78	6.0	0.2	1.8	82.4	190.5	2.1	15.7						
79	5.9	0.2	1.8	44.7	253.5	2.6	14.6						
80	5.2	0.2	2.1	36.6	276.0	3.0	20.8						



**INGRAM'S SOIL TESTING CENTER**

Box 553  
 924 W. Monroe  
 Sullivan, IL 61951  
 Ph: 217-728-7413  
 Fax: 217-728-2543

13343 Fitschen Road  
 Athens, IL 62613  
 Ph: 217-636-7500  
 Fax: 217-636-7548  
 Email: istc1@ingramsoil.com

Send To:  
 U.S. BANK  
 205 SO. 5TH STREET  
 SPRINGFIELD, IL 62701



Report Date:  
 06/22/2023  
 Report Number:  
 2302474  
 Operator:  
 CARPENTER FARMS LLC

Farm:  
 CARPENTER FARMS LLC  
 Field:  
 CRCT214  
 Acres:  
 0.00

**SOIL ANALYSIS REPORT**

Sample Number	Lab Number	Organic Matter ENR (ppm)	Extraction Method: M3				pH		Cation Exchange Capacity	Percent Base Saturation (computed)		
			Phosphorus P (lbs)	Potassium K (lbs)	Magnesium Mg (lbs)	Calcium Ca (lbs)	Soil pH	Buffer pH		% K	%Mg	% Ca
81	23061530	3.3	92	387	936	7070	5.9		24.9	2.0	15.7	71.1
82	23061531	3.1	96	485	780	7174	6.1		22.5	2.8	14.4	79.7
83	23061532	3.2	72	364	950	7876	6.1		25.5	1.8	15.5	77.2
84	23061533	3.3	72	343	843	7965	5.9		26.7	1.7	13.2	74.7

Field Average:            3.1                            77                            420                            846                            7028                            6.2

Sample Number	Sulfur (ppm)	Boron (ppm)	Zinc (ppm)	Mn (ppm)	Iron (ppm)	Cu (ppm)	Na (ppm)	Average Fertility Level						
								Element	Very Low	Low	Medium	High	Very High	
81	6.0	0.1	2.0	46.0	239.1	3.0	17.1	Organic Matter						
82	5.8	0.1	2.0	48.9	227.7	2.4	17.0	Phosphorus						77
83	5.9	0.1	1.3	27.5	234.4	2.7	18.1	Potassium						420
84	6.9	0.1	1.5	34.9	210.4	2.5	23.0	Magnesium						
								Calcium						
								ENR						
								pH			6.2			