



Soil Test Map Report - pH

CARPENTER FARMS LLC Area: 160.16

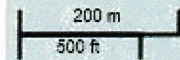
Farm: CARPENTER FARMS LLC Sample Date May 02, 2024

Field CRCT160

Lab Name ISTC



Kent Farm, Inc



Location:

County: Sangamon, IL

Township:

Twp Rng Sec: T17N R2W S21

Summary Statistics

Layer Name 24 Sites

Sample Count 64

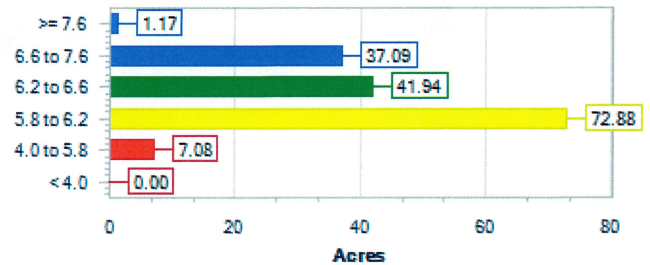
Minimum 5.4

Maximum 7.7

Average Rate 6.29

Weighted Average: 6.29

pH none





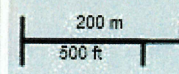
Soil Test Map Report - P1

CARPENTER FARMS LLC Area: 160.16

Farm: CARPENTER FARMS LLC Sample Date May 02, 2024

Field CRCT160

Lab Name ISTC



Location:

County: Sangamon, IL

Township:

Twp Rng Sec: T17N R2W S21

Summary Statistics

Layer Name 24 Sites

Sample Count 64

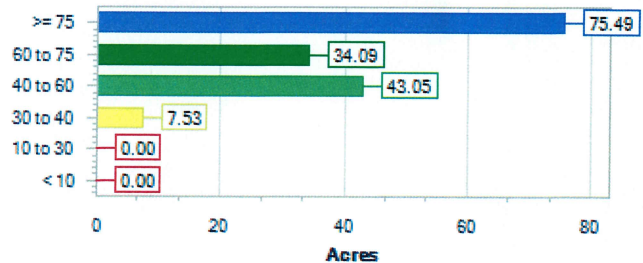
Minimum 31

Maximum 208

Average Rate 85.97

Weighted Average: 85.86

P1 lbs per acre (st)





Soil Test Map Report - K

CARPENTER FARMS LLC Area: 160.16


Farm: CARPENTER FARMS LLC Sample Date May 02, 2024

Field CRCT160

Lab Name ISTC



Kent Farm Rd



Location:

County: Sangamon, IL

Township:

Twp Rng Sec: T17N R2W S21

Summary Statistics

Layer Name 24 Sites

Sample Count 64

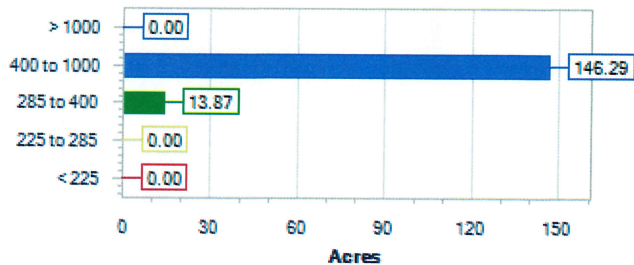
Minimum 290

Maximum 582

Average Rate 447.22

Weighted Average: 447.22

K lbs per acre (st)




INGRAM'S SOIL TESTING CENTER

Box 553
 924 W. Monroe
 Sullivan, IL 61951
 Ph: 217-728-7413
 Fax: 217-728-2543

13343 Fitschen Road
 Athens, IL 62613
 Ph: 217-636-7500
 Fax: 217-636-7548
 Email: istc1@ingramsoil.com

Send To:
 U.S. BANK
 205 SO. 5TH STREET
 SPRINGFIELD, IL 62701



Report Date:
 05/07/2024
 Report Number:
 2401655
 Operator:
 CARPENTER FARMS LLC

Farm:
 CARPENTER FARMS LLC
 Field:
 CRCT160
 Acres:
 0.00

SOIL ANALYSIS REPORT

Sample Number	Lab Number	Organic Matter % ENR (ppm)	Extraction Method: M3				pH		Cation Exchange Capacity	Percent Base Saturation (computed)		
			Phosphorus	Potassium	Magnesium	Calcium	Soil pH	Buffer pH		% K	%Mg	% Ca
			P (lbs)	K (lbs)	Mg (lbs)	Ca (lbs)						
1	24037708	3.3	182	464	464	3738	5.8	6.5	15.4	3.9	12.6	60.8
2	24037709	3.0	70	415	603	3728	5.5	6.3	17.3	3.1	14.6	54.0
3	24037710	2.9	88	396	1444	6274	6.3	6.9	23.2	2.2	25.9	67.6
4	24037711	3.1	133	438	929	6146	5.9	6.7	21.9	2.6	17.7	70.2
5	24037712	3.2	76	436	797	5274	5.8	6.5	20.6	2.7	16.1	64.1
6	24037713	3.1	110	494	1000	7000	5.8	6.6	25.1	2.5	16.6	69.7
7	24037714	3.3	140	439	1550	8884	6.0	6.7	31.3	1.8	20.6	70.9
8	24037715	3.6	163	530	1602	9688	6.0	6.6	34.4	2.0	19.4	70.5
9	24037716	3.4	150	465	1540	9628	6.1	6.8	32.5	1.8	19.8	74.1
10	24037717	3.2	144	562	1230	8640	6.1	6.8	28.8	2.5	17.8	74.9
Field Average:		3.1	81	443	952	7671	6.3	6.8				

Sample Number	Extraction Method: M3							Average Fertility Level					
	Sulfur (ppm)	Boron (ppm)	Zinc (ppm)	Mn (ppm)	Iron (ppm)	Cu (ppm)	Na (ppm)	Element	Very Low	Low	Medium	High	Very High
1	5.0	2.5	5.2	152.2	279.3	2.4	17.5	Organic Matter					
2	5.5	2.1	4.2	102.9	239.7	2.3	20.4	Phosphorus					81
3	6.4	1.7	1.9	68.4	176.0	3.5	23.3	Potassium					443
4	5.6	2.2	2.4	41.1	284.5	3.2	18.3	Magnesium					
5	7.8	1.5	1.6	40.3	238.4	2.6	16.6	Calcium					
6	7.8	2.1	2.3	31.1	257.1	4.1	16.6	ENR					
7	8.8	1.8	2.6	16.9	285.4	5.5	21.2	pH			6.3		
8	9.6	2.5	3.5	23.7	348.6	6.0	23.8						
9	9.9	2.3	2.8	24.1	339.1	5.6	20.8						
10	9.5	1.8	4.8	25.8	274.4	5.1	17.4						



INGRAM'S SOIL TESTING CENTER

Box 553
 924 W. Monroe
 Sullivan, IL 61951
 Ph: 217-728-7413
 Fax: 217-728-2543

13343 Fitschen Road
 Athens, IL 62613
 Ph: 217-636-7500
 Fax: 217-636-7548
 Email: istc1@ingramsoil.com

Send To:
 U.S. BANK
 205 SO. 5TH STREET
 SPRINGFIELD, IL 62701



Report Date:
 05/07/2024
 Report Number:
 2401655
 Operator:
 CARPENTER FARMS LLC


Farm:
 CARPENTER FARMS LLC
 Field:
 CRCT160
 Acres:
 0.00

SOIL ANALYSIS REPORT

Sample Number	Lab Number	Organic Matter % ENR (ppm)	Extraction Method: M3				pH		Cation Exchange Capacity	Percent Base Saturation (computed)		
			Phosphorus P (lbs)	Potassium K (lbs)	Magnesium Mg (lbs)	Calcium Ca (lbs)	Soil pH	Buffer pH		% K	%Mg	% Ca
11	24037718	3.3	50	393	877	16268	7.7	7.0	44.8	1.1	8.2	90.7
12	24037719	3.0	32	393	736	5220	5.4	6.2	22.2	2.3	13.8	58.7
13	24037720	2.9	46	448	553	3922	5.8	6.6	15.5	3.7	14.9	63.3
14	24037721	3.1	113	480	1180	11218	6.4	7.0	34.1	1.8	14.4	82.3
15	24037722	2.9	195	454	1248	7746	6.8	7.0	25.6	2.3	20.3	75.5
16	24037723	3.2	142	493	905	17340	7.5	7.0	47.8	1.3	7.9	90.8
17	24037724	3.3	80	453	1415	8004	7.2	7.0	26.5	2.2	22.3	75.5
18	24037725	3.2	150	456	1684	8504	6.9	7.0	29.4	2.0	23.9	72.4
19	24037726	3.3	55	465	929	20100	6.6	7.0	55.2	1.1	7.0	91.0
20	24037727	2.9	31	395	618	5624	6.3	6.9	18.1	2.8	14.2	77.5

Field Average: 3.1 81 443 952 7671 6.3 6.8

Sample Number	Extraction Method: M3							Average Fertility Level					
	Sulfur (ppm)	Boron (ppm)	Zinc (ppm)	Mn (ppm)	Iron (ppm)	Cu (ppm)	Na (ppm)	Element	Very Low	Low	Medium	High	Very High
11	16.2	3.6	2.2	82.2	68.8	3.0	21.7	Organic Matter					
12	7.4	1.6	1.0	102.8	234.8	2.2	12.0	Phosphorus					81
13	5.4	1.8	1.1	113.9	221.2	2.2	13.1	Potassium					443
14	12.1	2.7	1.9	57.2	107.5	5.1	14.0	Magnesium					
15	8.4	2.1	3.8	30.8	235.2	5.1	13.3	Calcium					
16	17.4	2.8	2.9	54.4	75.7	4.0	26.9	ENR					
17	9.5	2.3	1.7	44.7	127.4	4.4	19.1	pH			6.3		
18	9.4	2.1	2.0	35.9	210.7	5.6	17.7						
19	21.3	2.6	2.3	53.7	67.5	3.5	18.2						
20	7.9	1.5	1.2	121.1	156.2	2.2	14.3						



INGRAM'S SOIL TESTING CENTER

Box 553
 924 W. Monroe
 Sullivan, IL 61951
 Ph: 217-728-7413
 Fax: 217-728-2543

13343 Fitschen Road
 Athens, IL 62613
 Ph: 217-636-7500
 Fax: 217-636-7548
 Email: istc1@ingramsoil.com

Send To:
 U.S. BANK
 205 SO. 5TH STREET
 SPRINGFIELD, IL 62701



Report Date:
 05/07/2024
 Report Number:
 2401655
 Operator:
 CARPENTER FARMS LLC


Farm:
 CARPENTER FARMS LLC
 Field:
 CRCT160
 Acres:
 0.00

SOIL ANALYSIS REPORT

Sample Number	Lab Number	Organic Matter % ENR (ppm)	Extraction Method: M3				pH		Cation Exchange Capacity	Percent Base Saturation (computed)		
			Phosphorus P (lbs)	Potassium K (lbs)	Magnesium Mg (lbs)	Calcium Ca (lbs)	Soil pH	Buffer pH		% K	%Mg	% Ca
21	24037728	3.4	75	498	480	5232	5.6	6.3	20.6	3.1	9.7	63.4
22	24037729	3.5	49	497	622	5574	5.8	6.4	21.4	3.0	12.1	65.2
23	24037730	3.7	84	472	922	7342	6.1	6.7	24.9	2.4	15.4	73.7
24	24037731	3.6	133	485	760	12268	7.7	7.0	34.5	1.8	9.2	89.0
25	24037732	3.9	32	435	531	4782	6.6	7.0	15.2	3.7	14.5	78.5
26	24037733	2.9	42	480	361	3674	5.8	6.6	14.1	4.4	10.7	65.1
27	24037734	2.6	33	497	355	3560	6.0	6.8	12.4	5.1	11.9	71.7
28	24037735	2.5	36	338	472	4592	6.4	7.0	14.4	3.0	13.7	79.8
29	24037736	3.1	67	448	757	6786	6.0	6.8	22.1	2.6	14.3	76.8
30	24037737	3.2	71	496	782	15874	7.5	7.0	43.6	1.5	7.5	91.1

Field Average: 3.1 81 443 952 7671 6.3 6.8

Sample Number	Extraction Method: M3							Average Fertility Level					
	Sulfur (ppm)	Boron (ppm)	Zinc (ppm)	Mn (ppm)	Iron (ppm)	Cu (ppm)	Na (ppm)	Element	Very Low	Low	Medium	High	Very High
21	7.0	1.8	1.8	67.9	231.0	2.4	14.8	Organic Matter					
22	7.9	1.5	1.8	85.3	231.4	2.5	16.8	Phosphorus					81
23	6.5	1.7	2.9	116.1	164.1	3.7	12.5	Potassium					443
24	12.5	2.8	2.8	160.6	85.4	4.5	11.9	Magnesium					
25	5.9	1.7	1.0	116.1	187.0	1.8	15.8	Calcium					
26	5.9	1.6	1.3	99.4	219.2	2.2	15.6	ENR					
27	5.8	1.3	1.0	85.2	193.0	1.6	13.4	pH			6.3		
28	4.7	1.3	1.3	69.6	175.3	2.0	13.2						
29	8.1	1.7	1.7	47.4	231.4	3.0	14.1						
30	15.3	2.5	1.8	62.3	86.0	4.1	12.0						



INGRAM'S SOIL TESTING CENTER

Box 553
 924 W. Monroe
 Sullivan, IL 61951
 Ph: 217-728-7413
 Fax: 217-728-2543

13343 Fitschen Road
 Athens, IL 62613
 Ph: 217-636-7500
 Fax: 217-636-7548
 Email: istc1@ingramsoil.com

Send To:
 U.S. BANK
 205 SO. 5TH STREET
 SPRINGFIELD, IL 62701



Report Date:
 05/07/2024
 Report Number:
 2401655
 Operator:
 CARPENTER FARMS LLC


Farm:
 CARPENTER FARMS LLC
 Field:
 CRCT160
 Acres:
 0.00

SOIL ANALYSIS REPORT

Sample Number	Lab Number	Organic Matter % ENR (ppm)	Extraction Method: M3				pH		Cation Exchange Capacity	Percent Base Saturation (computed)		
			Phosphorus P (lbs)	Potassium K (lbs)	Magnesium Mg (lbs)	Calcium Ca (lbs)	Soil pH	Buffer pH		% K	%Mg	% Ca
31	24037738	3.3	152	535	1370	9662	6.4	7.0	31.0	2.2	18.4	77.8
32	24037739	3.1	208	529	1069	6374	6.0	6.8	22.5	3.0	19.8	70.9
33	24037740	3.2	146	487	1060	7526	6.0	6.7	26.0	2.4	17.0	72.5
34	24037741	3.3	140	290	1209	10540	6.8	7.0	32.3	1.2	15.6	81.7
35	24037742	3.1	65	358	816	12058	7.3	7.0	34.0	1.3	10.0	88.6
36	24037743	3.5	43	421	561	5046	5.7	6.3	20.4	2.6	11.5	61.9
37	24037744	2.6	40	532	408	3814	6.2	6.9	12.9	5.3	13.2	73.8
38	24037745	2.7	71	469	294	4416	6.3	6.9	13.9	4.3	8.8	79.6
39	24037746	2.5	39	455	407	4120	6.1	6.9	13.6	4.3	12.5	75.9
40	24037747	2.9	49	413	493	6128	6.4	7.0	18.4	2.9	11.2	83.2

Field Average: 3.1 81 443 952 7671 6.3 6.8

Sample Number	Extraction Method: M3							Average Fertility Level					
	Sulfur (ppm)	Boron (ppm)	Zinc (ppm)	Mn (ppm)	Iron (ppm)	Cu (ppm)	Na (ppm)	Element	Very Low	Low	Medium	High	Very High
31	12.1	1.3	1.5	18.5	174.5	4.1	20.4	Organic Matter					
32	7.1	2.4	1.8	19.9	316.8	4.8	17.5	Phosphorus					81
33	8.7	1.8	1.5	20.2	285.6	4.5	16.8	Potassium					443
34	13.9	1.1	1.1	35.3	104.4	3.1	15.9	Magnesium					
35	12.7	2.3	1.4	81.8	90.4	3.9	14.2	Calcium					
36	6.5	1.5	1.1	92.8	219.4	2.1	17.5	ENR					
37	5.5	1.7	1.2	119.3	173.7	2.1	18.4	pH			6.3		
38	6.1	1.5	2.0	149.1	179.1	1.9	14.6						
39	6.0	1.3	0.8	118.2	177.2	1.7	17.9						
40	7.0	1.8	1.4	77.4	186.4	2.1	16.2						



INGRAM'S SOIL TESTING CENTER

Box 553
 924 W. Monroe
 Sullivan, IL 61951
 Ph: 217-728-7413
 Fax: 217-728-2543

13343 Fitschen Road
 Athens, IL 62613
 Ph: 217-636-7500
 Fax: 217-636-7548
 Email: istc1@ingramsoil.com

Send To:
 U.S. BANK
 205 SO. 5TH STREET
 SPRINGFIELD, IL 62701



Report Date:
 05/07/2024
 Report Number:
 2401655
 Operator:
 CARPENTER FARMS LLC


Farm:
 CARPENTER FARMS LLC
 Field:
 CRCT160
 Acres:
 0.00

SOIL ANALYSIS REPORT

Sample Number	Lab Number	Organic Matter % ENR (ppm)	Extraction Method: M3				pH		Cation Exchange Capacity	Percent Base Saturation (computed)		
			Phosphorus P (lbs)	Potassium K (lbs)	Magnesium Mg (lbs)	Calcium Ca (lbs)	Soil pH	Buffer pH		% K	%Mg	% Ca
41	24037748	3.0	91	418	995	7270	6.2	6.9	23.9	2.2	17.4	76.2
42	24037749	3.1	37	438	527	4774	6.0	6.8	16.1	3.5	13.7	74.2
43	24037750	2.6	37	413	455	4630	6.4	7.0	14.5	3.6	13.1	79.8
44	24037751	2.9	37	401	557	5740	6.0	6.8	18.6	2.8	12.5	77.2
45	24037752	3.2	132	463	952	7800	6.5	7.0	24.6	2.4	16.1	79.4
46	24037753	2.9	86	459	896	12740	7.4	7.0	36.2	1.6	10.3	88.1
47	24037754	3.0	124	435	1431	9164	5.9	6.7	31.5	1.8	18.9	72.7
48	24037755	3.2	178	582	1276	8468	5.9	6.6	30.0	2.5	17.7	70.5
49	24037756	3.3	72	420	1825	10416	7.6	7.0	34.2	1.6	22.2	76.2
50	24037757	3.1	80	405	1624	8056	6.8	7.0	27.9	1.9	24.2	72.1

Field Average: 3.1 81 443 952 7671 6.3 6.8

Sample Number	Extraction Method: M3							Average Fertility Level					
	Sulfur (ppm)	Boron (ppm)	Zinc (ppm)	Mn (ppm)	Iron (ppm)	Cu (ppm)	Na (ppm)	Element	Very Low	Low	Medium	High	Very High
41	8.4	2.3	2.0	50.9	297.3	3.4	17.1	Organic Matter					
42	4.8	1.6	1.0	99.9	185.9	2.0	17.9	Phosphorus					81
43	5.2	1.5	1.1	138.4	169.9	1.7	13.5	Potassium					443
44	6.6	1.8	1.2	89.4	219.3	2.3	14.3	Magnesium					
45	7.4	2.2	2.3	46.5	267.1	3.3	19.2	Calcium					
46	14.1	2.6	1.7	63.9	125.7	4.2	23.1	ENR					
47	10.6	2.1	1.7	16.6	327.5	5.1	16.6	pH			6.3		
48	9.1	1.9	2.1	13.1	334.9	4.7	19.8						
49	9.5	2.4	1.4	36.9	122.6	4.7	17.1						
50	9.0	1.5	1.6	21.4	165.5	4.6	16.0						




INGRAM'S SOIL TESTING CENTER

Box 553
 924 W. Monroe
 Sullivan, IL 61951
 Ph: 217-728-7413
 Fax: 217-728-2543

13343 Fitschen Road
 Athens, IL 62613
 Ph: 217-636-7500
 Fax: 217-636-7548
 Email: istc1@ingramsoil.com

Send To:
 U.S. BANK
 205 SO. 5TH STREET
 SPRINGFIELD, IL 62701




Report Date:
 05/07/2024
 Report Number:
 2401655
 Operator:
 CARPENTER FARMS LLC

Farm:
 CARPENTER FARMS LLC
 Field:
 CRCT160
 Acres:
 0.00

SOIL ANALYSIS REPORT

Sample Number	Lab Number	Organic Matter % ENR (ppm)	Extraction Method: M3				pH		Cation Exchange Capacity	Percent Base Saturation (computed)		
			Phosphorus P (lbs)	Potassium K (lbs)	Magnesium Mg (lbs)	Calcium Ca (lbs)	Soil pH	Buffer pH		% K	%Mg	% Ca
51	24037758	3.0	93	491	1254	8868	6.6	7.0	28.5	2.2	18.3	77.7
52	24037759	3.3	71	493	814	6672	6.0	6.7	22.8	2.8	14.9	73.1
53	24037760	3.2	68	520	938	7508	6.1	6.8	24.7	2.7	15.8	75.9
54	24037761	2.6	39	410	652	5580	6.0	6.8	18.6	2.8	14.6	75.0
55	24037762	2.9	126	409	997	7242	5.9	6.7	24.9	2.1	16.7	72.8
56	24037763	3.0	53	496	698	5136	5.6	6.4	20.6	3.1	14.1	62.4
57	24037764	2.8	72	428	1211	7448	6.1	6.9	24.9	2.2	20.3	74.7
58	24037765	3.1	51	488	1055	6140	5.9	6.7	22.5	2.8	19.6	68.3
59	24037766	3.0	75	429	1098	7188	5.9	6.7	25.2	2.2	18.2	71.3
60	24037767	3.3	58	420	1183	7882	6.0	6.7	27.3	2.0	18.1	72.3
Field Average:		3.1	81	443	952	7671	6.3	6.8				

Sample Number	Extraction Method: M3							Average Fertility Level					
	Sulfur (ppm)	Boron (ppm)	Zinc (ppm)	Mn (ppm)	Iron (ppm)	Cu (ppm)	Na (ppm)	Element	Very Low	Low	Medium	High	Very High
51	8.5	1.9	1.9	57.6	159.0	3.7	21.5	Organic Matter					
52	6.7	1.6	1.3	34.6	244.7	3.0	20.5	Phosphorus					81
53	8.6	2.0	2.0	44.1	275.8	3.8	20.5	Potassium					443
54	7.3	1.6	0.9	98.9	182.3	2.3	16.0	Magnesium					
55	8.9	1.8	1.7	33.1	252.8	3.5	19.2	Calcium					
56	8.0	1.7	1.0	47.6	241.5	2.7	13.0	ENR					
57	5.9	2.0	1.4	24.2	201.6	3.5	13.1	pH			6.3		
58	6.7	1.8	1.2	41.9	254.3	3.1	16.5						
59	7.1	2.1	1.9	38.3	279.1	3.4	20.9						
60	8.5	2.1	1.4	29.9	244.5	3.3	23.8						



INGRAM'S SOIL TESTING CENTER

Box 553
 924 W. Monroe
 Sullivan, IL 61951
 Ph: 217-728-7413
 Fax: 217-728-2543

13343 Fitschen Road
 Athens, IL 62613
 Ph: 217-636-7500
 Fax: 217-636-7548
 Email: istc1@ingramsoil.com

Send To:
 U.S. BANK
 205 SO. 5TH STREET
 SPRINGFIELD, IL 62701



Report Date:
 05/07/2024
 Report Number:
 2401655
 Operator:
 CARPENTER FARMS LLC

Farm:
 CARPENTER FARMS LLC
 Field:
 CRCT160
 Acres:
 0.00

SOIL ANALYSIS REPORT

Sample Number	Lab Number	Organic Matter % ENR (ppm)	Extraction Method: M3							Percent Base Saturation (computed)		
			Phosphorus	Potassium	Magnesium	Calcium	pH		Cation Exchange Capacity	% K	%Mg	% Ca
			P (lbs)	K (lbs)	Mg (lbs)	Ca (lbs)	Soil pH	Buffer pH				
61	24037768	3.2	63	315	1526	8228	6.2	6.9	28.0	1.4	22.7	73.4
62	24037769	3.3	50	305	1202	7526	6.0	6.7	26.3	1.5	19.0	71.5
63	24037770	3.2	54	424	1019	6484	6.3	6.9	22.0	2.5	19.3	73.7
64	24037771	3.6	72	407	1678	7664	6.8	7.0	27.2	1.9	25.7	70.5

Field Average: 3.1 81 443 952 7671 6.3 6.8

Sample Number	Extraction Method: M3							Average Fertility Level					
	Sulfur (ppm)	Boron (ppm)	Zinc (ppm)	Mn (ppm)	Iron (ppm)	Cu (ppm)	Na (ppm)	Element	Very Low	Low	Medium	High	Very High
61	8.5	2.1	1.3	36.5	253.6	3.5	21.9	Organic Matter					
62	9.8	2.0	1.1	30.3	250.1	3.1	19.0	Phosphorus					81
63	7.4	2.0	1.5	68.6	200.9	3.1	17.5	Potassium					443
64	9.5	2.6	2.0	77.7	142.8	3.8	17.2	Magnesium					
								Calcium					
								ENR					
								pH			6.3		

